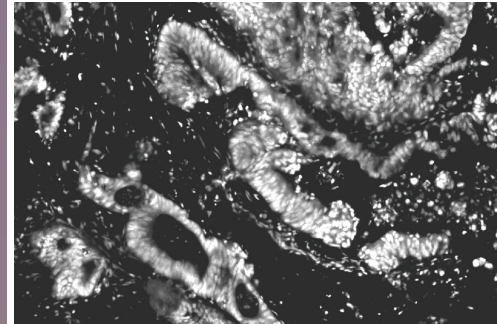
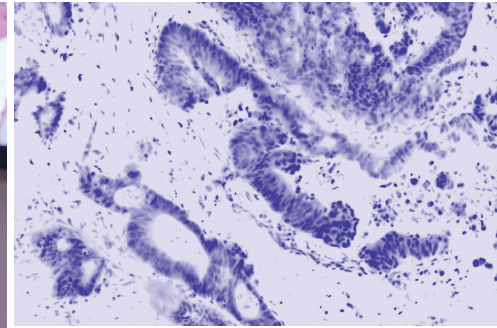




COLLEGE of AMERICAN
PATHOLOGISTS

Laboratory Quality Solutions

Prepare residents for the next generation of microscopy



In Vivo Microscopy (IVM) and Ex Vivo Microscopy (EVM) offer exciting tools for better data and richer context for more effective diagnosis and patient care. As a pathology residency director, you are entrusted with developing curriculum for the pathologists of tomorrow. Are you providing them the tools and training they will need to compete for the best emerging career opportunities?

Better and varied skills mean better placement and faster career advancement. Make sure your trainees have the experiences they need in order to build CVs with distinguishing skills and stand out from the crowd.

Make sure your program equips future pathologists to:

- Lead in the adoption of evolving technology in the field of pathology
- Integrate with informatics, digital pathology, and image analysis
- Address ACGME milestones:
 - SBP6 – technology assessment
 - SBP7 – informatics
- Address PIER Essentials
- Take advantage of the best opportunities for abstracts, platform presentations, and publications



Four essential tools for developing a curriculum for the next generation of microscopy.


If you are seeking to gain an in-depth understanding of tomorrow's microscopy, the CAP's package of up-to-date resources can help you lay the groundwork for a forward-looking pathology residency program.

IVM Resource Guide. The indispensable textbook for IVM and EVM, available to CAP members as a free download, or in book format at a discount.

Complimentary CAP webinars. You and your residents can hear from pathologists who are leading the way. Check the events calendar at cap.org for webinars on IVM and other related topics. Recordings of numerous previous webinars are available in the CAP's IVM topic center at capatholo.gy/ivm.

Live workshop. Offered annually, this don't-miss event not only offers you and your residents an excellent foundation in IVM and EVM but also provides an unmatched opportunity to network with today's leaders in the field. Travel grants are available through the CAP Foundation.

Mini-fellowships. For pathology residents, these intense training experiences are offered as two- or four-week rotations at leading institutions throughout the country, made affordable with travel grants available through the CAP Foundation.



Get started.

See what the future holds for your pathology residency program.

Email ivminfo@cap.org or visit the IVM Topic Center at capatholo.gy/ivm.